



BHARATA MATA
SCHOOL OF LEGAL STUDIES
Affiliated to MG University

FEEDBACK ANALYSIS REPORT

2022-23 ACADEMIC YEAR



INDEX

Category	Page number
Students Feedback	2
Teachers Feedback	14
Alumni Feedback	22

STUDENTS FEEDBACK ON

CURRICULUM DESIGN AND IMPLEMENTATION REPORT 2022-23

Bharata Mata School of Legal Studies (BSOLS) provides rich avenues of teaching, learning and research with excellent infrastructure. To review and reform the teaching-learning procedure and to sustain the quality of education, the institution seeks feedback from students every year. IQAC is committed for quality enhancement process includes feedback collection on various important aspects of the curriculum such as need based importance of the curriculum, clarity of the course objectives, effectiveness of course contents and activities, the learning assessments, availability of reference materials etc.

Profile of the students

Profile of the students such as programmes studying, semester last attended etc were collected and analysed in order to know the distribution of students.

Distribution of students by program studying

Programme	Percentage
BA LLB (Hons)	24.5
B.com LLB (Hons)	23.4
BBA LLB (Hons)	48.1
LL.M	4

The above table indicates that college has different student strengths for various programmes. BBA LLB (Hons) students account for 48.1 percent of the total while B.com LLB (Hons) , BA LL.B (Hons.) and LL.M have 23.4, 24.5 and 4 percent representation of total strength respectively.

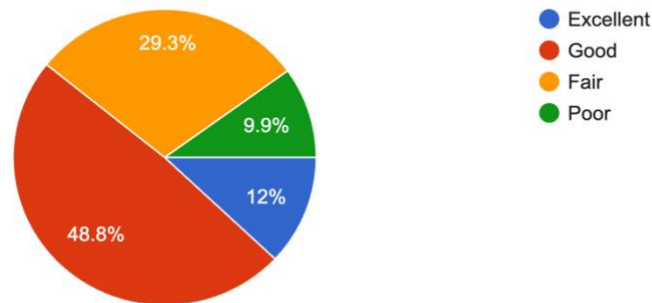
Distribution of UG students by the semester last attended

Semester (UG students)	Percentage
Eight	18.3
Six	18
Four	20
Second	19
First	20.7
Semester (PG students)	
Third	1.9
First	2.1

Responses about curriculum implementation

Curriculum prescribed by the MG University is;

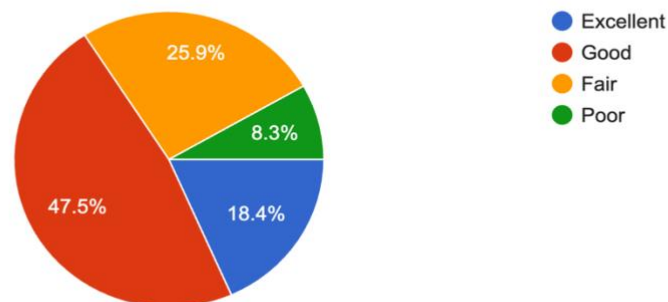
533 responses



The chart shows that a large majority of students agree to the statement that the curriculum prescribed for the programme is relevant and contemporary. It indicates the quality of the syllabus of the university is good.

How well were the teachers able to communicate the curriculum.

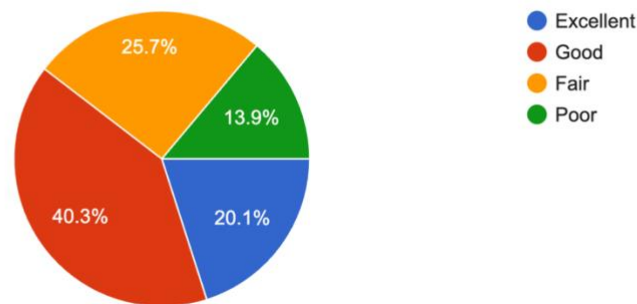
533 responses



This chart depicts that 47.5 percent of the students have opined that teachers were able to communicate the curriculum well whereas 18.4 percent have held it to be excellent. Only 8.3 percent of students have given an opinion that communication is poor. This shows that teachers are able to communicate the curriculum well.

The level of preparedness of teachers for the classes

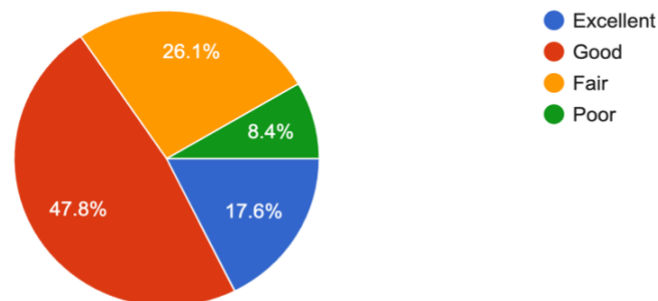
533 responses



This chart depicts that 40.3 percent of the students have marked good to the statement and 20.1 percent has opined excellent. Only 13.9 percent have marked poor. It reveals that teachers are well qualified and experienced.

Your observation on the usage of ICT tools such as LCD projector, Multimedia, etc. by the teachers while teaching.

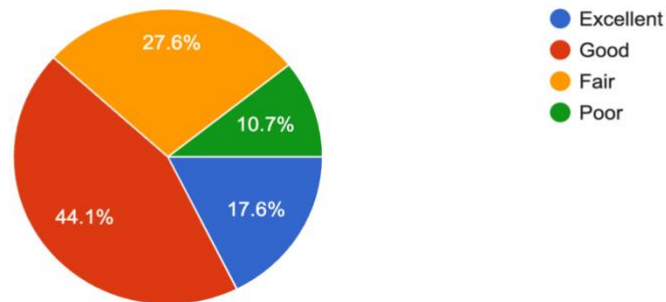
533 responses



This chart depicts 47.8 percent of students have marked good to the statement while 17.6 percent has marked excellent. 26.1 percent of students have opined fair to the statement. This shows that teachers are well equipped with the usage of LCD projector, multimedia etc.

Information provided by teachers on the outcomes of Course and programmes.

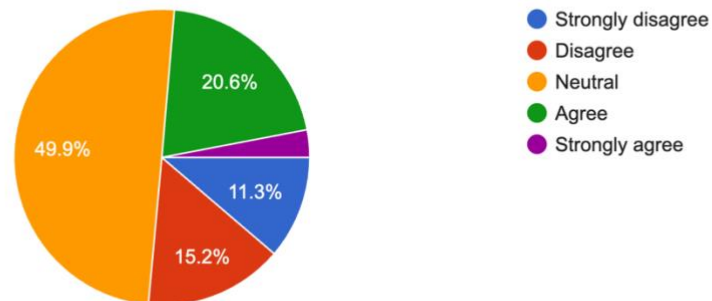
533 responses



This chart depicts 44.1 percent of students have marked good to the statement and 17.6 percent have agreed excellent. Only 10.7 percent rated poor. This shows that the teachers have given proper information on the outcomes of the course and programmes.

The entire syllabus is completed on time with a steady pace.

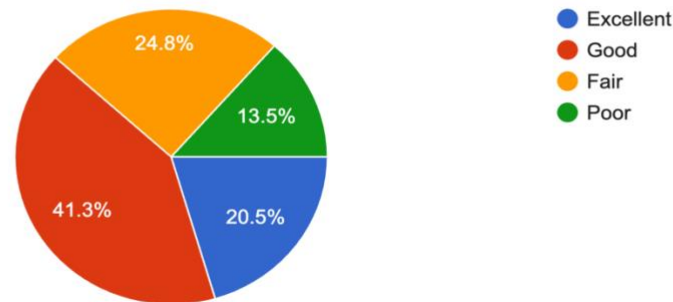
533 responses



This chart shows that 49.9 percent of students have a neutral opinion and 23.6 percent agree to the statement and only 11.3 percent disagree that the syllabus is not completed on time.

The teachers illustrate the concepts through examples and applications.

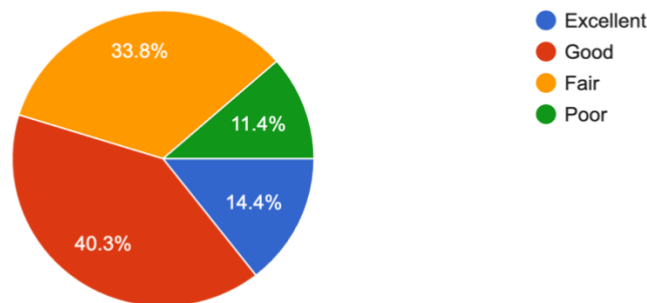
533 responses



This graph depicts that 41.3 percent of students have marked good to the statement and 20.5 percent agree that it is excellent. 24.8 percent of students have marked it as fair and 13.5 as poor. This shows that the teachers explain through examples, applications and illustrations.

The teaching and mentoring process in your institution facilitates you in cognitive, social and emotional growth.

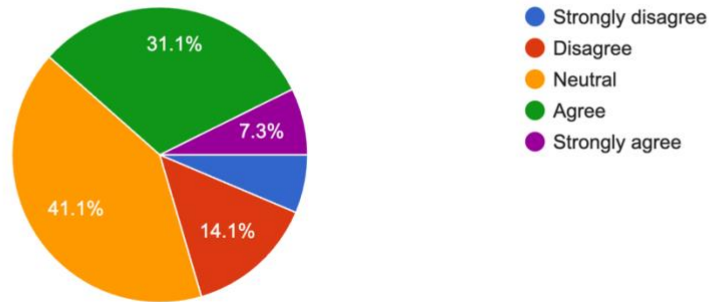
533 responses



The chart depicts that 40.3 percent of students have marked good to the statement, 14.4 percent have opined excellent, 33.8 have opined as fair. Only 11.4% opined as poor. This shows that the institution fosters and facilitates proper teaching and mentoring processes providing for the overall cognitive, social and emotional growth of students.

Fairness of the internal evaluation process by the teachers.

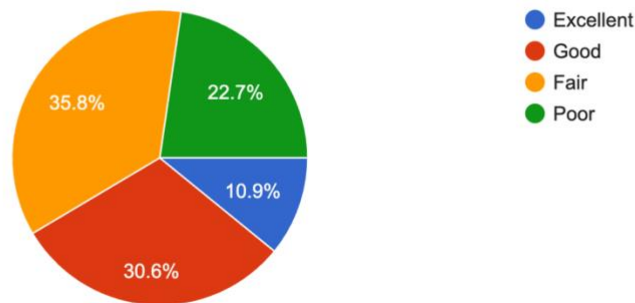
533 responses



This chart depicts that 41.1 percent of the students have remained neutral while 31.1 percent have agreed to the statement. The graph depicts 7.3 percent of students strongly agree to the statement while only 20.5 percent disagree. This shows that there is a fair internal evaluation process.

Internal evaluation system prescribed under the curriculum is.

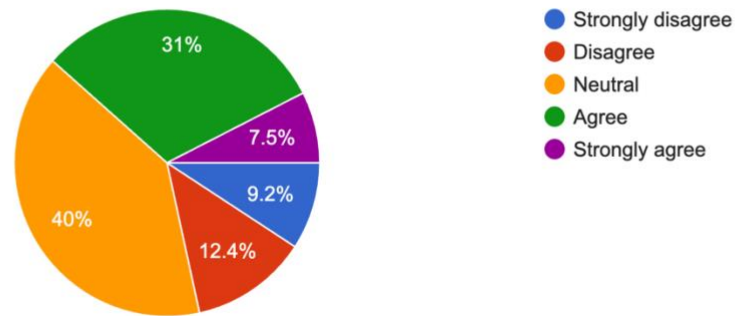
533 responses



This chart depicts that 35.8 percent of students have marked fair while 30.6 percent have agreed it to be good and 10.9 percent as excellent while 22.7 percent has marked it to be poor. This indicates that students are satisfied with the internal evaluation system prescribed by the curriculum.

The books/reading materials prescribed in syllabus are available in the library

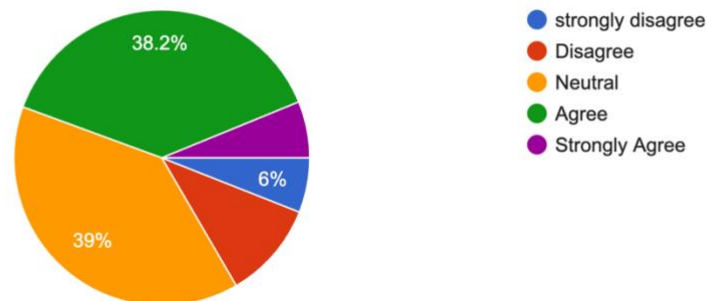
533 responses



This graph depicts that 40 percent of students have remained neutral to the statement while 31 percent agree to it. The graph clearly shows that 7.5 percent strongly agree to it while only 21.6 percent disagree.

The overall environment of the classroom is conducive for learning

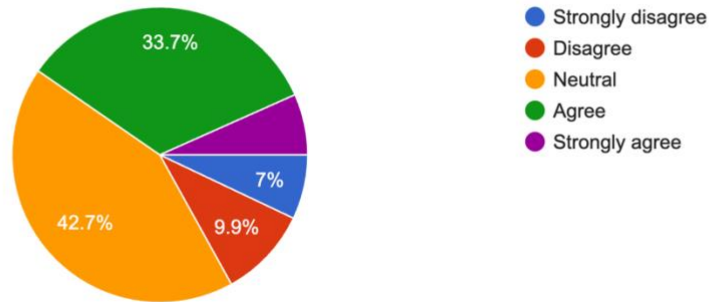
518 responses



The chart depicts that 39 percent of students have remained neutral to the statement while 6.2 percent strongly agree and 38.2 percent have agreed to it. Only 16.6 percent disagree with the statement. This shows that the institution offers the best classroom environment conducive for learning.

The overall quality of teaching-learning process in your institute is very good.

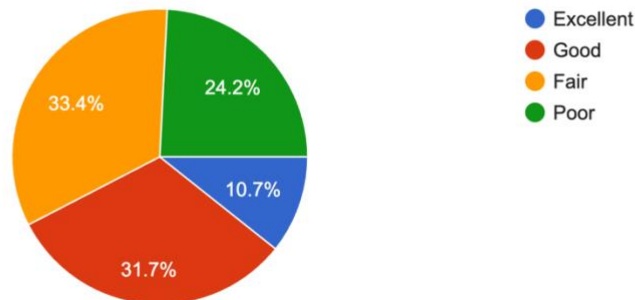
525 responses



The above graph shows that 42.7 percent remained neutral while 6.7 percent strongly agreed and 33.7 percent of students agreed to the statement. Only 16.9 percent of students disagreed.

Career guidance provided by the institution

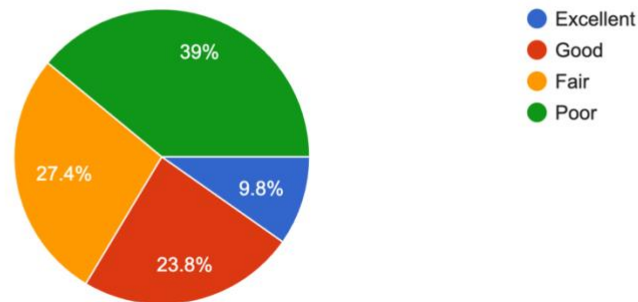
533 responses



The graph shows that 33.4 percent marked fair to the statement, 10.7 percent marked excellent and 31.7 percent marked good to the statement while only 24.2 percent marked poor to the statement. This shows that the institution provides best career guidance.

Co-curricular activities

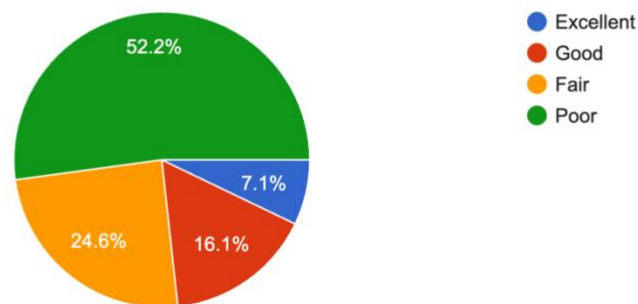
533 responses



This graph shows that 39 percent of the students have marked poor to the statement. 27.4 percent of students have marked fair and 23.8 percent have marked good and 9.8 percent marked as excellent to the statement.

Extra curricular Activities

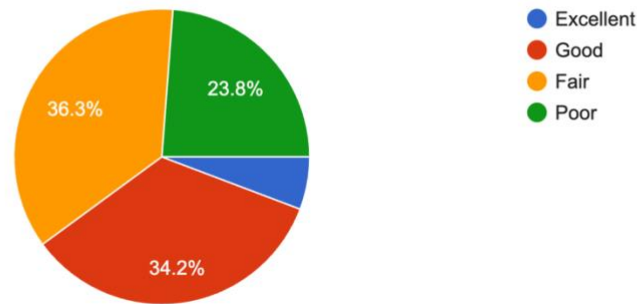
533 responses



The graph depicts that 52 percent of students agree that extracurricular activities are poor. 24.6 percent agree that it is fair while 7.1 percent marked as excellent and 16.1 percent has marked good to the statement.

How do you rate the pattern/structure of End Semester Examination.

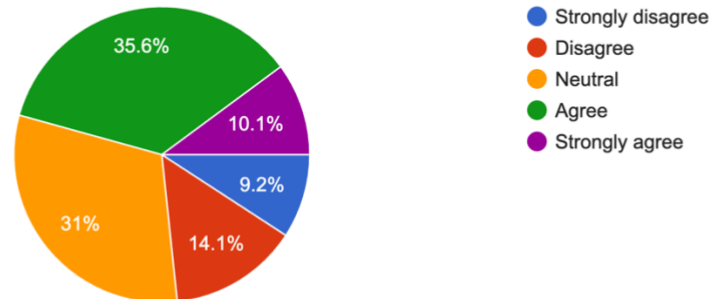
521 responses



This graph depicts that 36.3 percent of students have opined fair to the statement while 34.2 percent students have marked good and 5.8 as excellent to the statement. 23.8 percent have marked poor to the statement.

The institute takes active interest in promoting internship, student exchange, field visit opportunities for students.

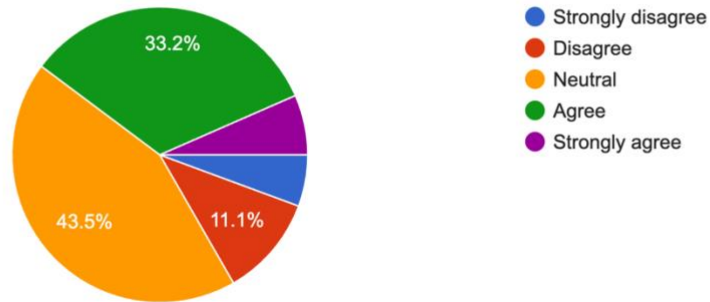
523 responses



The graph depicts that 31 percent remain neutral and 35.6 percent of students agree with the statement while 10.1 percent strongly agree. Only 23.3 percent disagreed with the statement. This shows that institution takes keen interest in promoting internship, student exchange and other field visit opportunities for students.

Periodical assessments and feedback are conducted

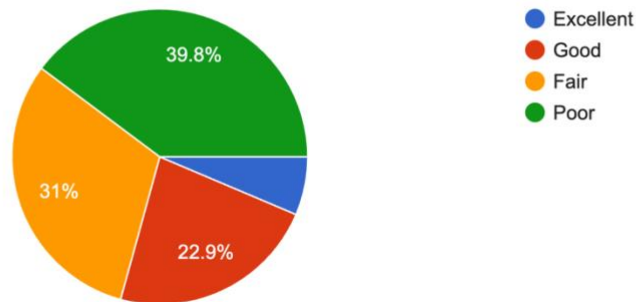
533 responses



This chart depicts that 43.5 percent of students remain neutral and 33.2 percent agree and 6.6% strongly agree with the statement while 16.7 percent have marked their disagreement.

Placement opportunities

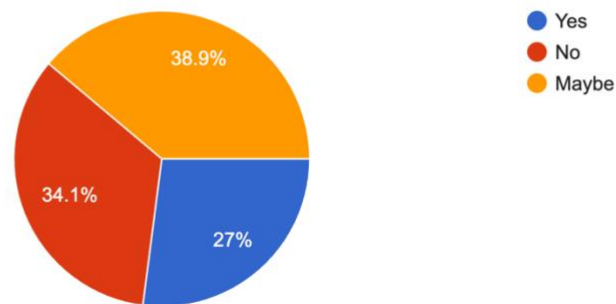
533 responses



The graph depicts that 6.4 percent opined the statement as excellent, 22.9 percent as good, 31 percent agrees fair to the statement and 39.8 percent has marked poor.

Were your grievances properly handled at the Institution?

525 responses



The graph depicts that 38.9 percent has marked maybe whereas 34.1 percent has marked no to the statement while 27 percent has opined yes.

Conclusion

The feedback is a way of effective listening and a tool for continued learning and improvements. Therefore, the consolidated feedback report is shared at the official meeting and also with the departments for further required actions.

TEACHERS FEEDBACK ON CURRICULUM DESIGN AND IMPLEMENTATION

2022-23

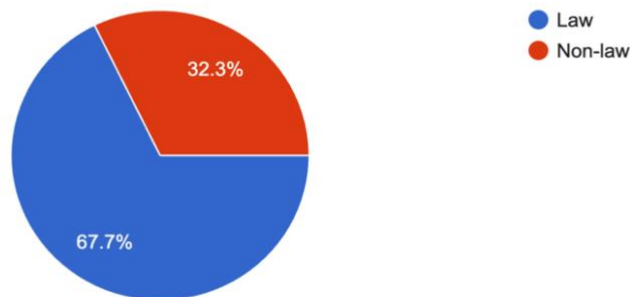
Bharata Mata School of Legal Studies provides rich avenues of teaching and learning with excellent infrastructure. To review and reform the teaching learning procedure and to sustain the quality of education, the institution seeks feedback from the faculty every year. This IQAC led quality enhancement process includes an online feedback collection on various important aspects of the curriculum, syllabus, aims and objectives of the syllabus, whether the syllabus holds good balance between theory and practical applications, availability of referential materials.

Total no. of responses: 31

No. of questions: 20

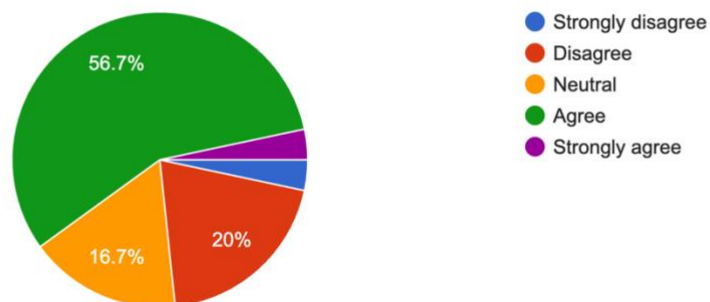
Specialisation

31 responses



1. Syllabus is suitable to the Course and need based.

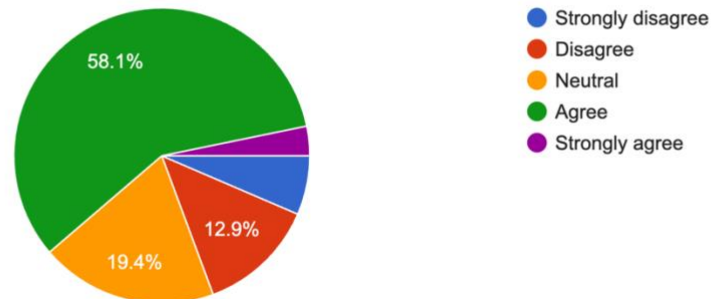
30 responses



60 % of the teachers agree that the syllabus is suitable to the course and need based. 16.7% gave a neutral response while 23.3 % disagreed with the statement.

2.. Aims and Objectives of the syllabus are well defined and clear.

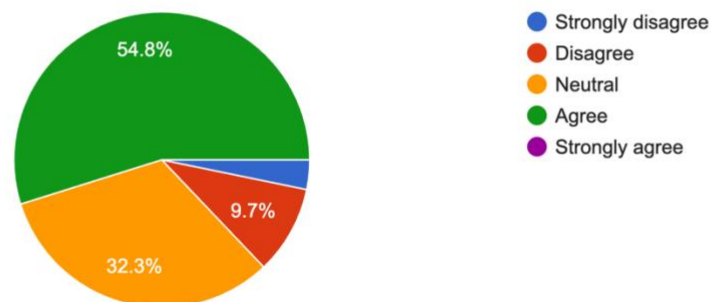
31 responses



Around 3.2 % of teachers strongly agree and 58.1 % agree that the syllabus has well defined aims and objectives. 19.4 % remained neutral and 19.4 % disagreed with the statement.

3. Course content has corresponding reference materials.

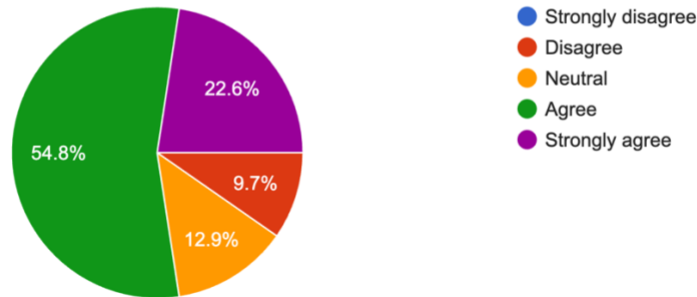
31 responses



Out of the responses, 54.8% agreed that the course content has corresponding reference materials, 32.3% remained neutral and only 9.7% disagreed with the statement.

4. Sufficient number of learning resources in the forms of books and online databases are available in the institution.

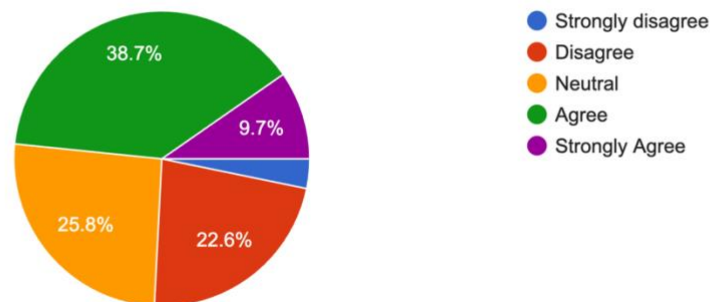
31 responses



Around 54.8% agree that there is a sufficient number of learning resources in the form of books and online databases available in the institution. 22.6% strongly agreed with the statement and 12.9% remained neutral. Only 9.7% disagreed.

5. The syllabus has good balance between theory and practical application.

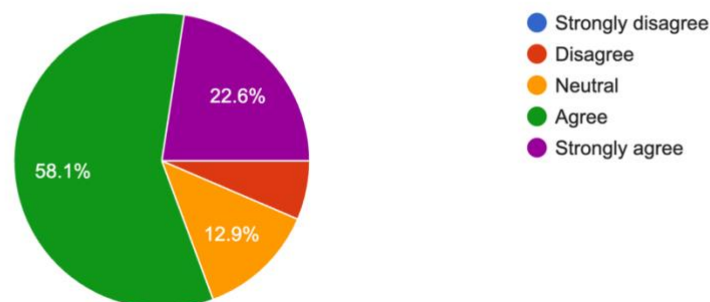
31 responses



Around 48.4% of the teachers found a good balance between theory and practical application while 25.8% disagreed and 25.8% remained neutral.

6. The syllabus of your subject generates your interest and knowledge in the subject area.

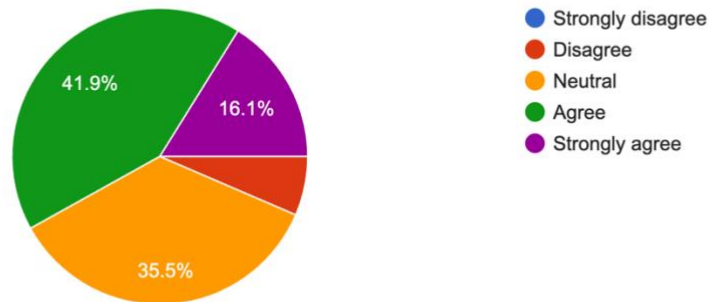
31 responses



Around 80.7% of the faculties agree that the syllabus increases their interest and knowledge in the subject area. 12.9% remained neutral while only 6.5% had a difference of opinion.

7. The curriculum has prospects for higher education/ employability.

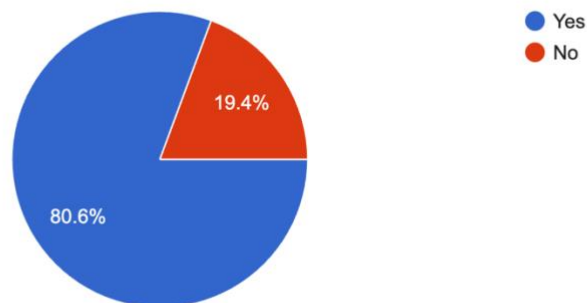
31 responses



16.1 % of the teachers strongly agree and 41.9% agree that the course has prospects of higher education and employability. 35.5% gave a neutral response and 6.5% disagreed with the statement.

8. Syllabus can be covered on time.

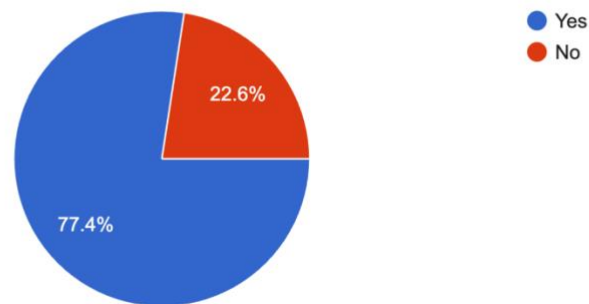
31 responses



Around 80.6 % of faculty has agreed to the timely completion of syllabus whereas 19.4 % disagreed with the statement.

9. The curriculum has scope for internship/training/ research

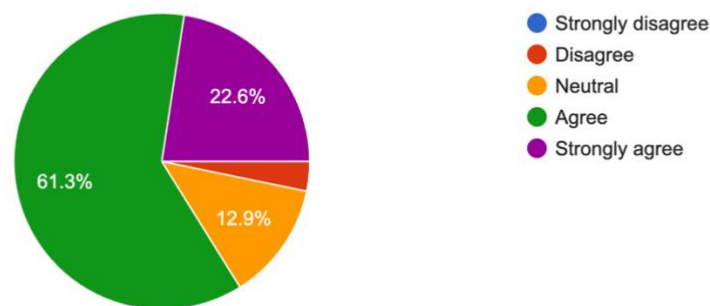
31 responses



77.4% of the teachers agreed that the curriculum has scope for internship/training/research while 22.6% disagreed with the statement.

10. There is a freedom to adopt new techniques and strategies of teaching

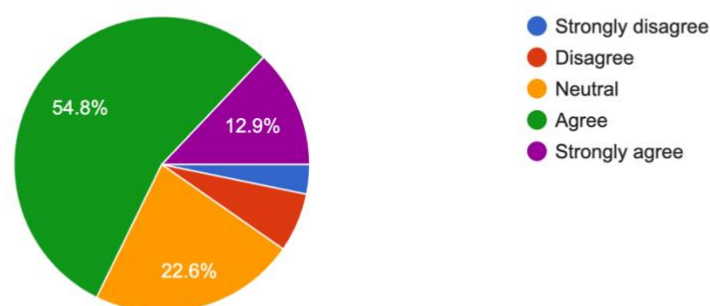
31 responses



Around 83.9 % of teachers opined that they have freedom to adopt new techniques or strategies in teaching while 12.9% neutral and 3.2% disagreed with the statement.

11. There are scope and provision for training competence development of faculty.

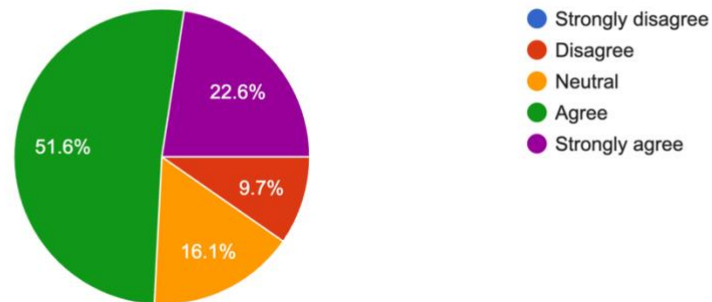
31 responses



Around 67.7% of faculties opined that the institution provides training and competence development for the faculty and 22.6% had a neutral opinion and only 9.7% disagreed.

12. The internal evaluation system of the programme is very effective, transparent and unbiased.

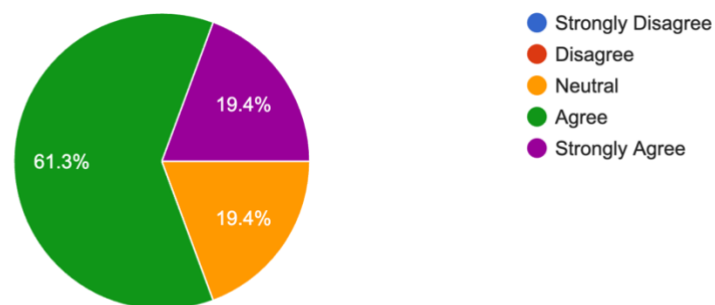
31 responses



74.2% of teachers find the internal evaluation system as effective, transparent and unbiased. Only 9.7% disagreed and 16.1% stayed neutral.

13. The institute integrates cross cutting issues like gender, environmental sustainability, human values and professional ethics into the curriculum.

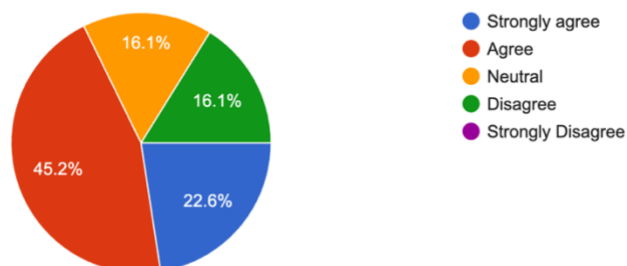
31 responses



80.7% opined that the institution integrates crosscutting issues relevant to gender, environment and sustainability, human values and professional ethics into the curriculum. 19.4% gave a neutral response and only 19.4% disagreed with the statement.

14. Conduct of examination and publication of the results are strictly according to the predetermined schedule.

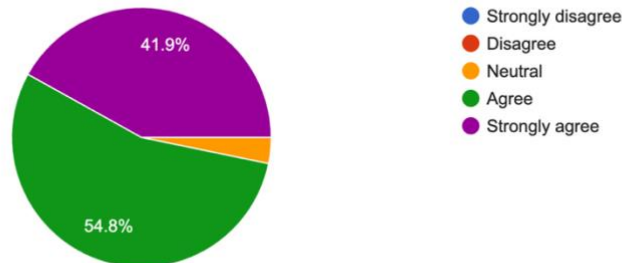
31 responses



67.8% of faculties agree that the conduct of examinations and publication of results strictly according to the predetermined schedule. Only 16.1% disagreed and 16.1% gave a neutral opinion.

15. The infrastructure is well developed and sufficiently equipped.

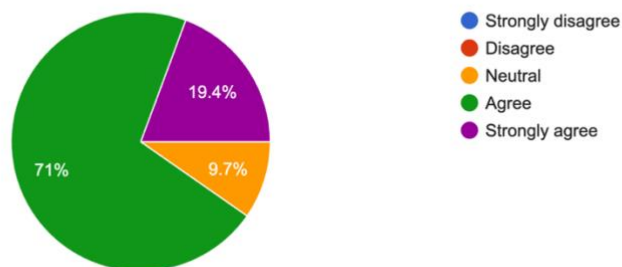
31 responses



41.9% of teachers strongly agree, 54.8% agree that college has a well-developed infrastructure and 3.2% gave a neutral response.

16. The library is well equipped and accessible.

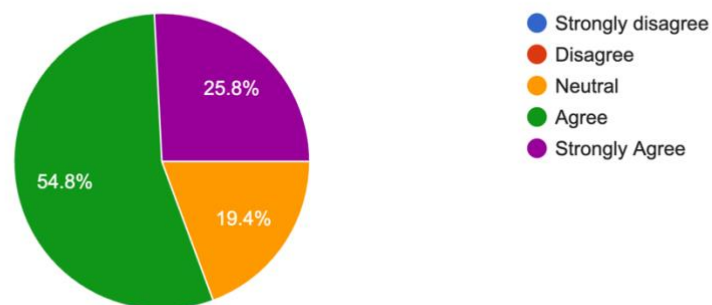
31 responses



90.4% of the faculty is satisfied with the well-equipped and accessible library and 9.7% gave a neutral response.

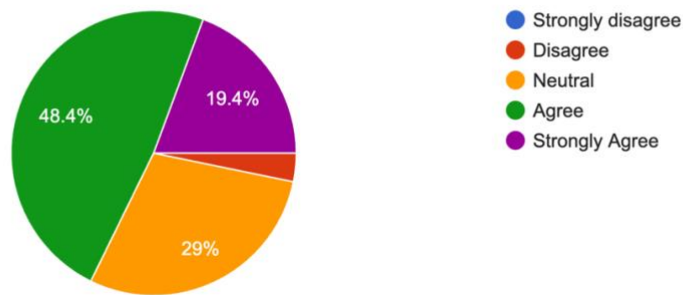
17. Regular maintenance and supply are provided for the required items.

31 responses



Around 80.6% of teachers are satisfied with the maintenance and supply of required items. Only 19.4% gave a neutral response.

18. The books prescribed/listed has reference materials are relevant, updated and appropriate
31 responses



Around 67.8 % agree that reference materials provided are relevant and appropriate. 3.2% disagreed with the statement whereas 29% remained neutral.

Conclusion

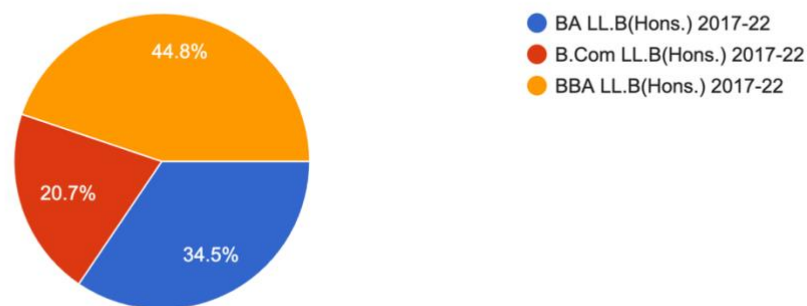
The feedback is a way of effective listening and a tool for continued learning and improvements. Therefore, the consolidated feedback report is shared at the Management/Programme coordinators/faculty meeting for further required actions.

ALUMNI FEEDBACK (2022-23)

Bharata Mata School of Legal Studies provides rich avenues of teaching and learning with excellent infrastructure. To review and reform the teaching-learning procedure and to sustain the quality of education, the institution seeks feedback from the alumni every year. This IQAC led quality enhancement process includes an online feedback collection on various important aspects of the curriculum, syllabus, aims and objectives of the syllabus, whether the syllabus holds good balance between theory and practical applications, availability of referential materials.

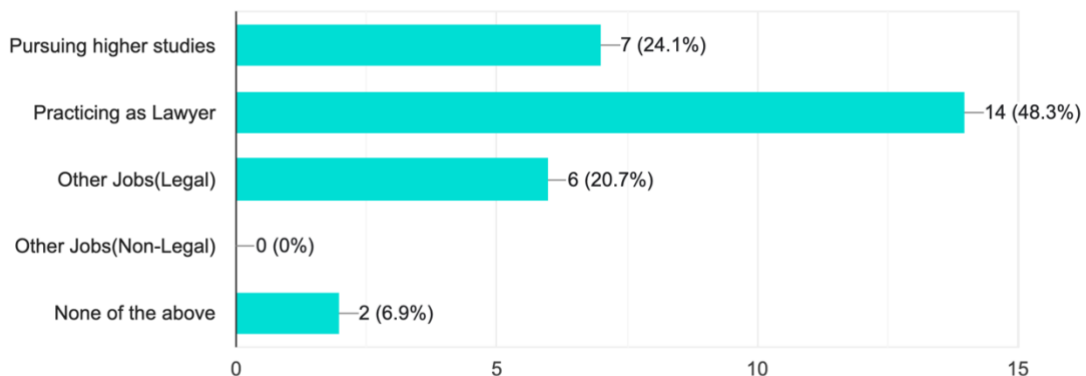
Programme Studied

29 responses



Designation & Work Profile

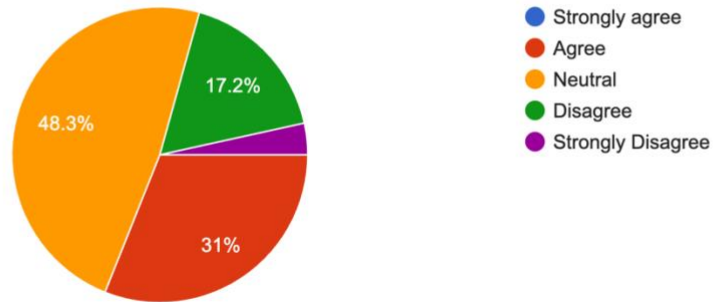
29 responses



As the graph depicts, around 48.3% of the alumni are practicing as lawyers in various courts while 24.1% are pursuing their higher education. 20.7% work in various other jobs in the legal field and 6.9% are neither working nor studying.

1. Curriculum was well structured.

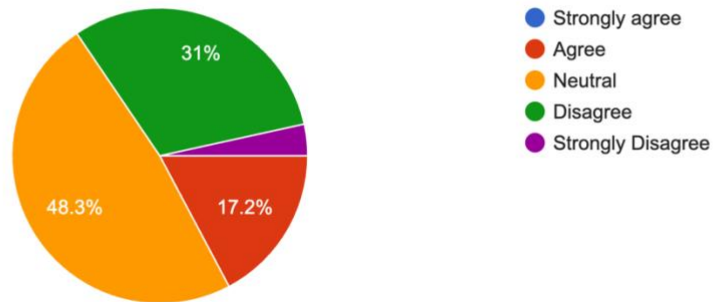
29 responses



Around 31% agree that the curriculum is well structured while 20.6% disagree with the current curriculum and 48.3% remain neutral.

2. Curriculum has good balance between theory and practical application

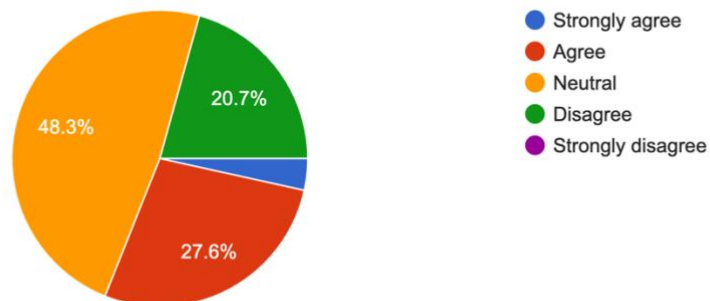
29 responses



17.2% agree that the curriculum has a good balance between theory and practical application. 34.4% disagreed with the statement while 48.3% remained neutral.

3. Curriculum generates interest in the subject area

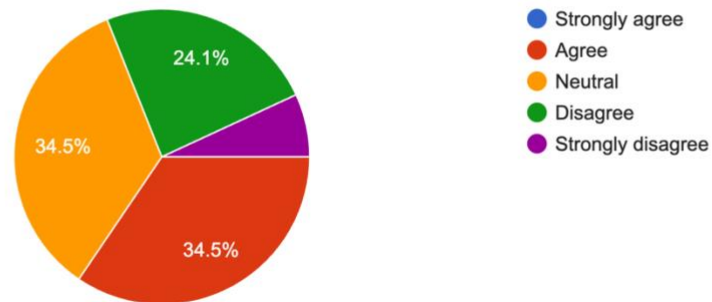
29 responses



While 31% agreed that the current curriculum generates interest in the subject area, 20.7% disagreed with it and 48.3% remained neutral to the statement.

4. The curriculum has prospects for higher education/ employment.

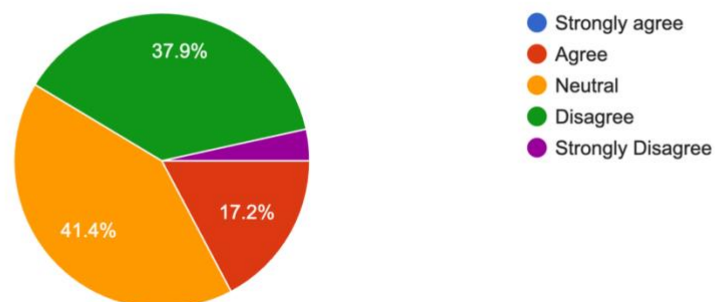
29 responses



Around 31% agree that the curriculum has a prospectus for higher education/employment. Whereas 31% disagreed with the statement and 34.5% remained neutral.

5. Curriculum provides awareness on the recent developments in the field.

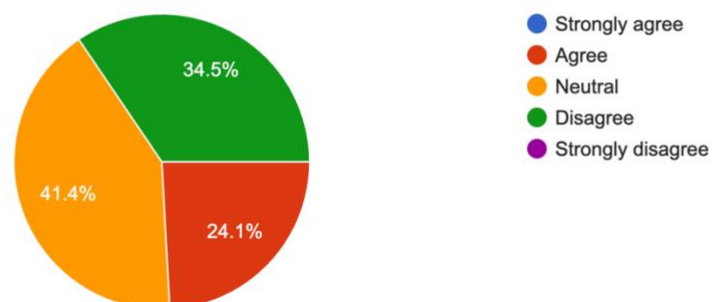
29 responses



17.2% agree with the statement that the curriculum provides awareness on the recent developments in the field. 41.3% disagreed with the statement and 41.4 remained neutral.

6. Curriculum enhances the competencies of students.

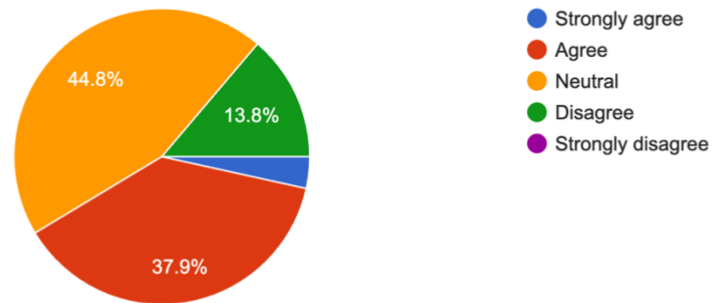
29 responses



Around 24.1% agreed that the curriculum enhances the competencies of the students while 41.4% remained neutral and 34.5% disagreed with the statement.

7. Curriculum encourages experiential learning through Moot Court/Court Visits/ADR exercises/Legal Aid/Advocate Chamber visit and Internship.

29 responses



While 37.9% of the students agreed that the curriculum encourages experiential learning through Moot Court/Court Visits/ADR Exercises/Legal Aid/Advocate Chamber visits and internship, 17.2% disagreed with the statement and 44.8% remained neutral.

Please rate the following areas of the College as per your opinion



Infrastructure

The graph suggests that out of 29 responses, 10 have responded that the infrastructure is excellent, 11 suggested it as good, 5 very good and 2 as satisfactory and 1 as average.

Teaching and Learning

Out of the 29 responses, 1 have responded excellent for teaching and learning, 8 as very good, 6 as good, 6 as satisfactory and 8 as average.

Extra-Curricular Activities

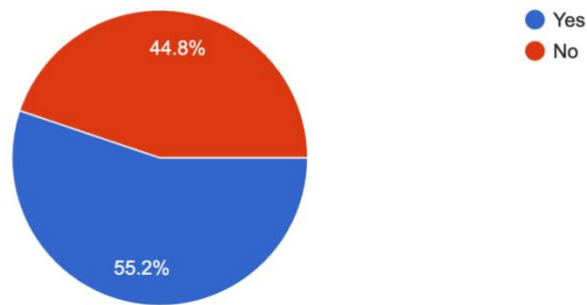
As the graph depicts, 4 have opined that the extracurricular activities are very good, 5 as good, 1 as satisfactory, 6 as average and 13 as poor.

Career Growth support for student

Out of 29 responses regarding career growth support for students, 1 suggested as excellent, 3 as very good, 3 as good, 2 as satisfactory, 8 as average and 12 as poor.

Are you satisfied with the efforts taken by the College to connect with its Alumni?

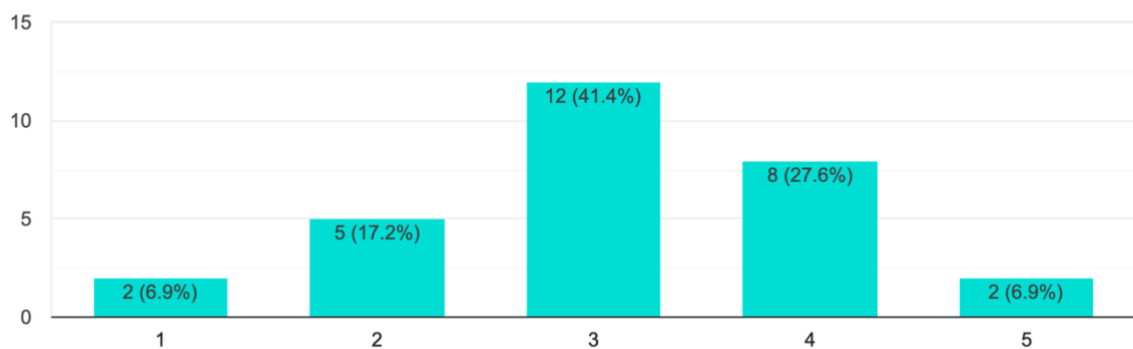
29 responses



55.2% of the students are satisfied with the efforts taken by the College to connect with its Alumni and 44.8% are dissatisfied.

How would you rate your overall experience in the College? Please select your ratings on the scale 1 to 5.

29 responses



On the scale of 1-5, 41.4% of the students rated 3 for the overall experience in the college. 27.6% rated as 4, 6.9% as 5, 17.2% as 2 and 6.9% as 1.